




## **NEW** TRENCHER

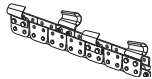
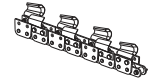
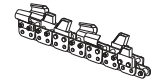

Designed to quickly and reliably dig trenches 36, 48, or 60 inches deep.


**EATON**

Char-Lynn

MODEL	TRN36	TRN48	TRN60
Dig Depth (Inches)	36.0	48.0	60.0
Overall Width (Inches)	58.5		
Frame Width (Inches)	55.75		
Overall Height (Inches)	25.75		
Overall Length (Inches)	69.7	84.9	95.7
Side Shift Travel (Inches)	8.5 / 17.0		
Auger Diameter (Inches)	17.25		
Spoil Auger Discharge Reach (Inches)	20.0		
Optimal Trenching Angle (Degrees)	60		
Recommended Flow Rate	Standard Flow up to 25 GPM / High Flow 25-42 GPM		
Approximate Weight (Pounds)	1135*	1220*	1285*
Recommended Loader Capacity	Greater than 1500 pounds		

\*With Terminator Chain.

FOUR CHAIN STYLES AVAILABLE					
Digging Depth	Chain Width	Single Standard <sup>1</sup>	Double Standard <sup>2</sup>	Terminator <sup>3</sup>	Rock and Frost <sup>4</sup>
36"	6"	✓	✓	✓	✓
	8"	✓	✓	✓	✓
	10"	✓	✓	Call for Availability	
	12"	✓	✓		
48"	6"	✓	✓	✓	✓
	8"	✓	✓	✓	✓
	10"	✓	✓	Call for Availability	
	12"	✓	✓		
60"	6"	✓	✓	✓	✓
	8"	✓	✓	✓	✓
	10"	Call for Availability			
	12"				

<sup>1</sup>Single Standard – cup tooth every other station.

<sup>2</sup>Double Standard – cup tooth every station.

<sup>3</sup>Terminator – 50% cup teeth, 50% shark-style teeth with embedded carbide inserts.

<sup>4</sup>Rock and Frost – 50% cup teeth, 50% replaceable carbide tip rock teeth.
