



# AUGERS

For Skid-Steer Loaders, Compact Tractors, Mini Compact Loaders, Excavators, Mini Excavators, Tractor Loader Backhoes and Telehandlers



The **McMillen Auger Drives** by Paladin, feature a wide variety of auger diameters, lengths and style for every digging application. Comes with various mounts available for most applications.

- 5 to 60 GPM available
- Extensions available for deeper digging
- Augers available up to 48" diameter
- Planetary reduction auger drives
- 2 speed auger drives available
- 1 to 2 year warranty, additional 1 year planetary warranty on select drives
- Fully welded flighting for added auger strength



# High Flow High HP - X4075, X4575, X5075, X6075 & X8075

Specifications	X4075
Maximum auger diameter	48"
Minimum hydraulic flow	24 GPM
Maximum hydraulic flow	32 GPM
Maximum Continuous Operating PSI	4000 PSI
Maximum Working Back Pressure	300 PSI
Output shaft options	2" hex

Output Speed	
Flow	Speed
24 GPM	59 RPM
28 GPM	78 RPM
30 GPM	98 RPM
32 GPM	78 RPM

Output Torque			
Pressure		Torque	
2500 PSI	172 BAR	3155 lb. ft.	4278 N. m.
3000 PSI	207 BAR	3786 lb. ft.	5133 N. m.
3500 PSI	241 BAR	4417 lb. ft.	5989 N. m.
3000 PSI	207 BAR	5048 lb. ft.	6844 N. m.

Specifications	X4575*
Maximum auger diameter	48"
Minimum hydraulic flow	22 GPM
Maximum hydraulic flow	36 GPM
Maximum Continuous Operating PSI	4000 PSI
Maximum Working Back Pressure	300 PSI
Output shaft options	2" hex

Output Speed	
Flow	Speed
22 GPM	43 RPM
36 GPM	71 RPM

Output Torque			
Pressure		Torque	
3000 PSI	207 BAR	4660 lb. ft.	6318 N. m.
3500 PSI	241 BAR	5437 lb. ft.	7371 N. m.

\*No Case Drain required

Specifications	X5075
Maximum auger diameter	48"
Minimum hydraulic flow	28 GPM
Maximum hydraulic flow	40 GPM
Maximum Continuous Operating PSI	3500 PSI
Maximum Working Back Pressure	300 PSI
Output shaft options	2" hex

Output Speed	
Flow	Speed
28 GPM	59 RPM
34 GPM	72 RPM
40 GPM	85 RPM

Output Torque			
Pressure		Torque	
2500 PSI	172 BAR	3260 lb. ft.	4420 N. m.
3000 PSI	207 BAR	4345 lb. ft.	5891 N. m.
3500 PSI	241 BAR	5096 lb. ft.	6909 N. m.

Specifications	X6075
Maximum auger diameter	48"
Minimum hydraulic flow	30 GPM
Maximum hydraulic flow	53 GPM
Maximum Continuous Operating PSI	3500 PSI
Maximum Working Back Pressure	300 PSI
Output shaft options	2" hex

Output Speed	
Flow	Speed
30 GPM	51 RPM
42 GPM	72 RPM
53 GPM	90 RPM

Output Torque			
Pressure		Torque	
2500 PSI	172 BAR	4531 lb. ft.	6143 N. m.
3000 PSI	207 BAR	5437 lb. ft.	7372 N. m.
3500 PSI	241 BAR	6343 lb. ft.	8600 N. m.

Specifications	X8075
Maximum auger diameter	48"
Minimum hydraulic flow	36 GPM
Maximum hydraulic flow	54 GPM
Maximum Continuous Operating PSI	3500 PSI
Maximum Working Back Pressure	300 PSI
Output shaft options	2" hex

Output Speed	
Flow	Speed
36 GPM	42 RPM
45 GPM	53 RPM
54 GPM	64 RPM

Output Torque			
Pressure		Torque	
2500 PSI	172 BAR	6493 lb. ft.	8803 N. m.
3000 PSI	207 BAR	7791 lb. ft.	10563 N. m.
3500 PSI	241 BAR	9090 lb. ft.	12324 N. m.

Output speed and torque specifications are based on theoretical values and are provided for comparative purposes only.

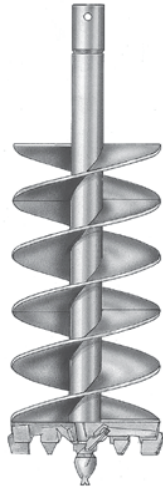
Subject to change without notice.



Specifications - HDC		
IN	Diameter MM	Tooth QTY
6"	152	2
8"	203	4
9"	229	4
10"	254	4
12"	305	4
15"	381	6
16"	406	6
18"	457	6
20"	508	6
24"	610	8
30"	762	10
36"	914	12

Specifications - HDF		
IN	Diameter MM	Tooth QTY
4"	102	NA
6"	152	2
8"	203	2
9"	229	3
10"	254	3
12"	305	4
15"	381	5
16"	406	5
18"	457	6
20"	507	6
24"	610	8
30"	762	9
36"	914	11


Specifications - HTF			
IN	Diameter MM	Tooth QTY	Auger Size
18"	457	7	4'
24"	610	10	4'
30"	762	11	4'
36"	914	13	4'
42"	1067	15	4'
48"	1219	17	4'



## HEAVY DUTY - HDC STYLE AUGERS

These Augers are made for difficult ground conditions, compacted soils, heavy clay, asphalt, frozen ground and fracturable rock. The HDC Augers feature heavy duty cast steel boring head, hardened drive-in gage (outside) and wisdom (inside) teeth. Equipped with hardened fishtail point and heavy-duty, double flighting.

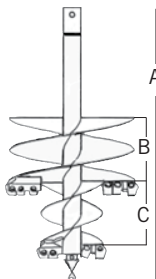
- 2 year warranty



## MEDIUM DUTY - HDF STYLE AUGERS

These Augers are made for light to moderate ground conditions. The HDF augers feature a fabricated boring head with hardened bolt-on gage (outside) and wisdom (inside) teeth, as well as a hardened fishtail point. These augers also are equipped with heavy-duty double flighting.

- 2 year warranty



## HEAVY DUTY - HTF STYLE AUGERS

These Augers are made for tree and shrub planting. The HTF augers have a 2" diameter design with a fabricated boring head and hardened bolt-on gauge (outside) and wisdom (inside) teeth. Augers also come equipped with a hardened fishtail point and heavy-duty double flighting.

- 2 year warranty

Specifications	18"	24"	30"	36"	42"	48"
A Overall	48"	48"	48"	48"	48"	48"
B Flighting	18"	12"	15"	18"	11"	12"
C Flighting	7"	12"	8"	6"	6"	6"
D Pilot Dia.	9"	12"	15"	18"	18"	24"

Subject to change without notice.



Specifications		
Diameter IN	Diameter MM	Tooth QTY
6"	152	6
9"	229	8
10"	254	8
12"	305	12
16"	406	16
18"	457	18
20"	508	20
24"	610	24
30"	762	30
36"	914	36



## ROCK AUGERS - BULLET TOOTH STYLE

These Augers are made for solid, fracturable rock, frozen ground and compacted soils. These rock augers feature bullet style teeth and a fabricated boring head, as well as heavy-duty single flighting. This auger comes in 2" hexagon collar only and is available in 4' length. The auger has a .75" thick bottom flight and a hardface outer edge.

- 2 year warranty

Specifications				
Diameter IN	Diameter MM	Flighting Length	Tooth QTY	Overall Length
8"	203	40" or 60"	2	103"
9"	229	40" or 60"	2	103"
10"	254	40" or 60"	2	103"
12"	305	40" or 60"	4	103"
14"	325	40" or 60"	4	103"
16"	406	40" or 60"	4	103"
18"	457	40" or 60"	6	103"
20"	508	40" or 60"	6	103"
24"	610	40" or 60"	7	103"
30"	762	40" or 60"	8	103"
36"	914	40" or 60"	8	103"



## HEAVY DUTY - MDC STYLE AUGERS

These Augers are made for difficult ground conditions, compacted soils, heavy clay, asphalt, frozen ground, and fracturable rock. The MDC augers feature a fabricated boring head with bolt-on gage and wisdom teeth. Standard or carbide teeth and point and wear components are available for this auger. Equipped with heavy-duty .3125" thick flighting and heavy-duty center shaft, 3.75" tubing x .3125" wall. Collars are available in 2.5" hexagon and 2.625" hexagon styles.

- 2 year warranty


Subject to change without notice.



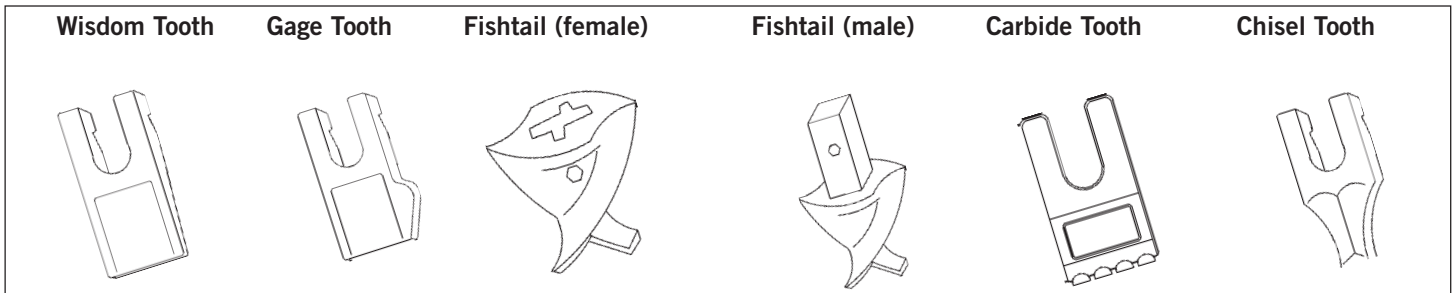


Specifications					
Output Shaft Size			Collar Opening Size		
IN	Type	MM	IN	Type	MM
2"	Hexagon	50	2"	Round	51
2.5625"	Round	65	2"	Round	51
2"	Hexagon	51	2.5625"	Round	65
2.5625"	Round	65	2"	Hexagon	51
2"	Hexagon	51	2"	Hexagon	51

Specifications						
Ext. Length		2"	2.5625"	2"	2.5"	2.5625"
IN	MM	round	round	hex	hex	hex
12"	305	R2	R256	H2		
18"	457	R2	R256	H2		
24"	610	R2	R256	H2		
48"	1219	R2	R256	H2		
72"	1829	R2	R256	H2	H25	H265



Specifications						
Ext. Length		2"	2.5625"	2"	2.5"	2.5625"
IN	MM	round	round	hex	hex	hex
12"	305	R2	R256	H2		
18"	457	R2	R256	H2		
24"	610	R2	R256	H2		
48"	1219	R2	R256	H2		
72"	1829	R2	R256	H2	H25	H265



Subject to change without notice.

## AUGER ADAPTERS

Adapters couple McMillen Drive Units to competitive augers or McMillen Augers to competitive drive units. Determine drive unit output shaft and collar opening sizes and types (round or hexagon) to select proper adapter.

## FIXED LENGTH AUGER EXTENSIONS

Fixed length auger extensions extend the augers digging depth to exactly the length of the extension. McMillen Fixed Length Extensions are available with 2" round, 2.5625" round, 2" hexagon, 2.5" hexagon or 2.625" hexagon collars. These extensions do not store within the auger.

## VARIABLE LENGTH AUGER EXTENSIONS

Variable length auger extensions store inside the center tube of the augers that are 10" diameter or larger. Extension increments are every 6" on 12" through 24" extensions and every 12" on 48" 72" extensions. Variable length extensions are available with 2" round, 2.5625" round, 2" hexagon, 2.5 hexagon, or 2.5625" hexagon collars.





**PALADIN.**  
POWERFUL ATTACHMENT TOOLS

**BRADCO**

**CP**

**CUSTOMWORKS**

**FFC**

**HARLEY**

**J:B**

**McMILLEN**

**SWEEPSTER**

The Power of Combined Excellence®



**PALADIN.**  
POWERFUL ATTACHMENT TOOLS

|| PH: 800.456.7100 || [www.paladinattachments.com](http://www.paladinattachments.com) || Connect with Paladin:

