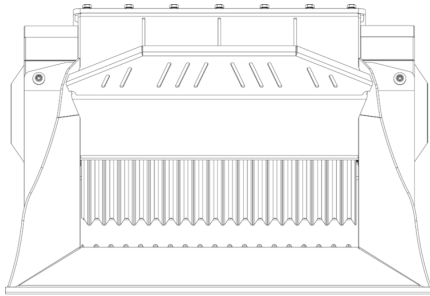

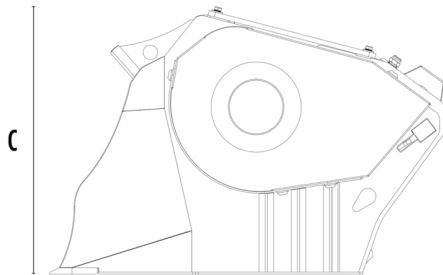


CRUSHER BUCKET MB-L120 S2



A






B

C



SPECIFICATIONS

	Recommended excavator	lb	16,540 - 26,460
	Recommended backhoe loader/loader*	lb	11,020 - 19,840
	Recommended skid steer loader*	lb	6,610 - 13,230
	Weight	lb	2,095
	Load capacity	cy	0.25
	Pressure	PSI	2,901 - 3,626
	Back pressure	PSI	< 145
	Oil flow rate**	gal/min	25 - 32
	Mouth width	in	31
	Mouth height	in	10
	Size A	in	48
	Size B	in	48
	Size C	in	31

* Please verify machine's Rated Operating Capacity.

** The minimum hydraulic flow rate value must be alongside the required operating pressure.

OPTIONAL ACCESSORIES

Dust suppression kit

Hour meter

24 Month Warranty

APPLICATION AREAS



Demolitions



Road works



Inert material
recycling



Urban construction
sites