

Trenchers

For compact skid-steer loaders, skid-steer loaders & 3-Point tractors

FEATURES:

- Mount to skid-steer loaders, compact skid-steer loaders, & 3 point PTO HP hydrostatic tractors
- Heavy duty crumpler & safety bar
- Standard flow & high flow options available
- Several boom lengths available to match your job's specifications
- Choose from various chain & teeth assemblies
- 2 year limited warranty



612 Trencher - PTO
20-45 hp
Category I
hydrostatic tractor



625 Trencher - SSL
standard flow 14-22 GPM
chain reduction

640 Trencher - SSL
standard flow 14-24 GPM
high flow 25-44 GPM
planetary reduction



615 & 615F Trencher
planetary & compact
6-16 GPM



612 Trencher

615 Trencher

615F Trencher

625 Trencher

640 Trencher

615 & 615F Trenchers

Specifications	Boom Size		
	24"	30"	36"
615 Trencher			
A. trench depth, model 615 with auger at 65° digging angle	24"	30"	36"
B. chain widths - 615	6"	6"	4.5"
	8"	8"	6"
	10"	10"	8"
	12"	NA	NA
C. trenching angle	65°	65°	65°
D. headshaft height - 615	10"	10"	10"
E. overall length - 615	51"	58"	65"
F. overall width - 615	42"	42"	42"
G. overall height - 615	28"	28"	28"
H. spoil discharge reach - 615	24"	24"	24"
615F Footing Trencher			
A. trench depth, model 615F with auger at 65° digging angle	24"	30"	NA
B. chain widths - 615F	6"	6"	NA
	8"	8"	NA
	10"	10"	NA
	12"	NA	NA
C. trenching angle	65°	65°	65°
D. headshaft height - 615F	17"	17"	NA
E. overall length - 615F	65"	72"	NA
F. overall width - 615F	26"	26"	NA
G. overall height - 615F	29"	29"	NA
H. spoil discharge reach - 615F	18"	18"	NA
Hydraulic System			
GPM requirements operating pressure			
6 to 10 or 10 to 16 GPM 2000 to 3000 PSI			

FEATURES:

- 24", 30", & 36" digging depth available to fit most applications
- 2 motor options to match the flow of many skid-steer loaders
- Fixed length booms available featuring spring-loaded, self adjusting idler with full rock guards
- Heavy-duty boom & crumpler
- 50,000 lb 1.65" anti back flex chain for tooth pattern versatility to support many soil types and conditions
- 615F footing trencher offset allows cut outside skid-steer tread up to 72" width
- Allows tight fit with single side spoil augering
- Replaces dedicated machines at a fraction of the cost
- 615F with offset auger and side shielding allows for trenching nest to footing form boards
- 2 year limited warranty

PH: (800) 922-2981
FX: (563) 922-2700

P.O. Box 266
Delhi, IA 52223-0266
United States of America

www.paladinbrands.com

B-Trencher 0611-3

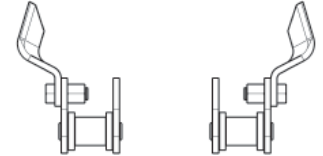
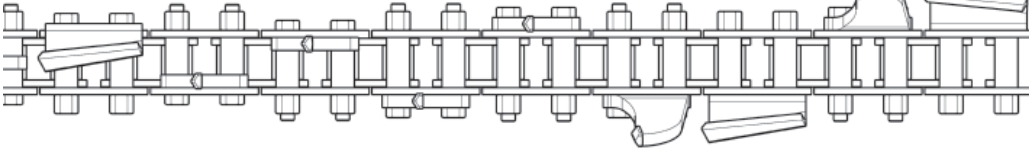


Chain Options

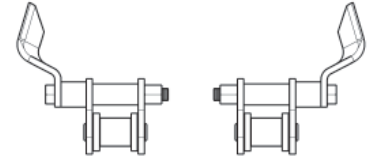
Trencher Chain & Teeth Assemblies

Chain Widths

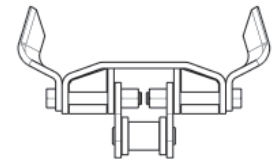
70/30 Combination Chain (aggressive shark style/cup teeth)
2" Pitch



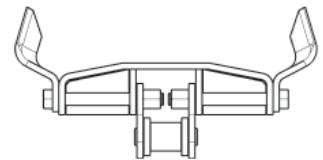
6" wide chain



8" wide chain

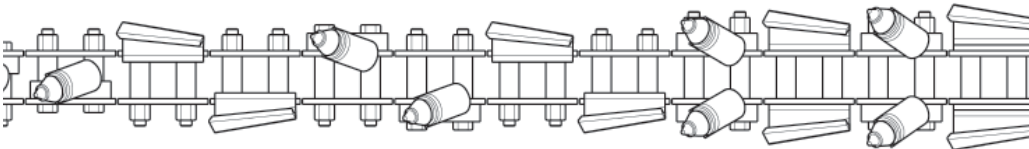


10" wide chain

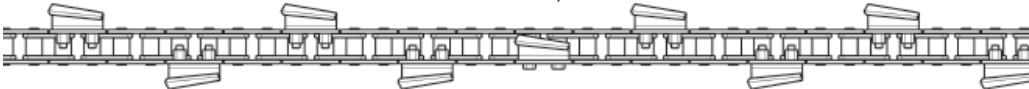


12" wide chain

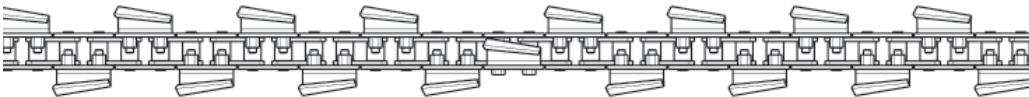
50/50 Rock & Frost Chain
2" Pitch



Tooth Every Other Station (TEOS)
2" Pitch 50,000#



Tooth Every Station (TES)
2" Pitch 50,000#



Specifications and design are subject to change without notice and without liability, therefore, whenever applicable specifications are in accordance with SAE standards.

PH: (800) 922-2981
FX: (563) 922-2700

P.O. Box 266
Delhi, IA 52223-0266
United States of America

www.paladinbrands.com

B-Trencher Broc 0611-3



PALADIN LIGHT CONSTRUCTION